

spring/summer 2024



spring/summer 2024

Deep Stone	3
Grooves	17
Le Terre	25

Deep Stone

Raffinata bellezza della pietra naturale

The refined beauty of natural slate

blue

white

beige


natural

6 mm



120x280
48"x110"
Nat Ret
Lap Ret

8,8 mm
R10B
naturale



100x100
40"x40"
Nat Ret



60x120
24"x48"
Nat Ret
Lap Ret



60x60
24"x24"
Nat Ret



30x60
12"x24"
Nat Ret

20 mm
OUTDOOR
R11C



100x100
40"x40"
Nat Ret

modular system



Mosaico 30x30
12"x12"
Nat Ret



Stick 30x60
12"x24"
Nat Ret



Muretto 30x60
12"x24"
Nat Ret



matic touch

Natural surface



blue

Wall & Floor
BLUE 120x280_48"x110" Nat Ret

Counter top
BLUESTICK 30x60_12"x24" Nat Ret



materic
touch

Natural surface



Backsplash
WHITE MURETTO 30x60_12"x24" Nat Ret

Counter top
METAL CORTEN Nat

Floor
WHITE 60x120_24"x48" Nat Ret



materic
touch

Natural surface

white

beige

Floor
BEIGE 60x120_24"x48" LapRet



10

11

Wall
NATURAL 120x280_48"x110" Lap Ret

Floor
NATURAL 60x120_24"x48" Lap Ret

natural



Sviluppo Grafico
Pattern by size



4
120x280

6
100x100

15
60x120

30
60x60

60
30x60



Deep Stone

6 mm



120x280
48"x110"

	Nat Ret	Lap Ret
BLUE	204013	204018
WHITE	204012	204017
BEIGE	204014	204019
NATURAL	204011	204016
Price code	M153	M175

8,8 mm

R 10 B
naturale



100x100
40"x40"

	Nat Ret	Nat Ret	Lap Ret	Nat Ret	Nat Ret
BLUE	204023	204003	204008	204033	204038
WHITE	204022	204002	204007	204032	204037
BEIGE	204024	204004	204009	204034	204039
NATURAL	204021	204001	204006	204031	204036
Price code	M109	M097	M125	M089	M081

60x120
24"x48"

60x60
24"x24"

30x60
12"x24"

8,8 mm

R 10 B
naturale



Mosaico
30x30
12"x12"



Stick
30x60
12"x24"



Muretto
30x60
12"x24"

	Nat Ret	Nat Ret	Nat Ret
BLUE	204098	204103	204108
WHITE	204097	204102	204107
BEIGE	204099	204104	204109
NATURAL	204096	204101	204106
Price code	M159	M247	M199

20 mm

R 11 C



100x100
40"x40"

	Nat Ret
BLUE	204113
WHITE	204112
BEIGE	204114
NATURAL	204111
Price code	M143

Pezzi Speciali / Trims

8,8 mm

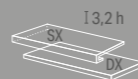
R 10 B
naturale



Battiscopa
Skirting



Gradino costa retta**
Straight nosed stair



Gradino costa retta SX - DX**
Straight-edge step L-R

	7x100	7x60		33x120		33x120	
	Nat Ret	Nat Ret	Lap Ret	Nat Ret	Lap Ret	Nat Ret	Lap Ret
BLUE	204073	204078	204118	204083	204123	204088 SX 204093 DX	204128 SX 204133 DX
WHITE	204072	204077	204117	204082	204122	204087 SX 204092 DX	204127 SX 204132 DX
BEIGE	204074	204079	204119	204084	204124	204089 SX 204094 DX	204129 SX 204134 DX
NATURAL	204071	204076	204116	204081	204121	204086 SX 204091 DX	204126 SX 204131 DX
Price code	P035	P021	P025	P207	P215	P231	P243

IMBALLI Packings

	PCS/BOX	MQ/BOX	KG/BOX	PCS/PAL	BOX/PAL	MQ/PAL	KG/PAL	PACKING	PACKING SIZE	TARE (KG)
6 mm										
120x280	-	-	-	20	-	67,20	1,081	CASSA	292 x 145 x 35h	108
	-	-	-	44	-	147,84	2,285	CAVALLETTO LEGNO	290 x 75 x 161h	145
120x120	2	2,88	41,7	-	24	69,12	1,041	PALLET SPECIALE	123x143x74h	29
8,8 mm										
100x100	2	2	38,3	-	24	48	913	PALLET CON SPONDE	103 x 123 x 70h	30
100x100 R11C	2	2	38,3	-	24	48	913	PALLET CON SPONDE	103 x 123 x 70h	30
60x120	2	1,44	26,58	-	32	46,08	853	EPAL	80 x 120 x 75h	22
60x60	3	1,08	20,6	-	40	43,20	824	EPAL	80 x 120 x 75h	22
30x60	7	1,26	24,60	-	48	60,48	1,155	EPAL	80 x 120 x 75h	22
DECORI. DECORS										
MOSAICO 30x30	6	0,54	10,36	-	60	32,40	621,6	EPAL	80 x 120	22
MURETTO 30x60	-	-	-	-	-	-	-	EPAL	80 x 120	22
INTERLOOKING 30x60	-	-	-	-	-	-	-	EPAL	80 x 120	22
20 mm										
100x100	1	1	39,85	-	24	24	982	PALLET CON SPONDE	103 x 103 x 65h	26

	PCS/BOX	MQ/BOX	KG/BOX	PACKING	PACKING SIZE
PEZZI SPECIALI. TRIMS					
8,8 mm					
BATTISCOPA 7x100	6	0,42	8,1	EPAL	80 x 120
BATTISCOPA 7x60	15	0,63	13,28	EPAL	80 x 120
GRADINO COSTA RETTA 33 x 120 x 3,2h **	2	-	14	EPAL	80 x 120
GRADINO COSTA RETTA 33 x 120 x 3,2h SX/DX **	1	-	7	EPAL	80 x 120

** A disposizione solo su richiesta. Tempi di consegna: 30gg
Available upon request only. Delivery terms: 30 days



Cavalletto in legno
Wood A-Frame



Cassa
Crate



Pallet speciale
con sponde
Special pallet
with sides



Epal



materic
touch

Natural surface

UNI EN 14411 - ISO 13006 - G - Bla (E ≤ 0,5%) - UGL
ANSI A - 326.3: 2021
DCOF ≥ 0,42 (naturale)



Caratteristiche tecniche
Technical features




MATERICO

Grooves

Dove la luce scolpisce i volumi

—
Where light paints depth



7,5x15_3"x6"
Matte | Glossy



Jolly 1,2x20_1/2"x8"
Matte | Glossy

white

bone

grey

sage



Wall
 WHITE 7,5x15_3"x6" Matte - Glossy

white

bone

Wall
 BONE DECORO 7,5x15_3"x6" Matte



Wall
GREY 7,5x15_3"x6" Glossy
GREY DECORO 7,5x15_3"x6" Glossy



Wall
GREY DECORO 7,5x15_3"x6" Matte



Grooves

MATERICO

Wall
SAGE DECORO 7,5x15_3"x6" Glossy
SAGE 7,5x15_3"x6" Glossy



	7,5x15 3"x6"		decoro 7,5x15 3"x6"		Jolly 1,2x20 1/2"x8"	
	Matte	Glossy	Matte	Glossy	Matte	Glossy
WHITE	206002	206006	206010	206014	206018	206022
BONE	206004	206008	206012	206016	206020	206024
GREY	206003	206007	206011	206015	206019	206023
SAGE	206001	206005	206009	206013	206017	206021
Price code	M097	M097	M109	M109	P018	P018

* L'area evidenziata indica la superficie smaltata
 The colored area indicates the glazed surface

I rivestimenti hanno bordi naturali. Per ottenere un miglior risultato estetico si consigliano fughe di minimo 2 mm ed una compensazione tra i diversi elementi in fase di installazione, se necessario.
 These tiles have natural edges. To obtain the best aesthetic result, we suggest joints of at least 2 mm and, if necessary, a compensation between the different elements during installation.

IMBALLI Packings

	PCS/BOX	MQ/BOX	KG/BOX	BOX/PAL	MQ/PAL	KG/PAL	PACKING	PACKING SIZE	TARE (KG)
9 mm 7,5x15	44	0,5	6,43	120	60	771,6	EPAL	80 x 120	22
7,5x15 DECORO	44	0,5	6,43	120	60	771,6	EPAL	80 x 120	22
JOLLY 1,2 x 20	22	0,05	0,86	-	-	-	EPAL	80 x 120	22

sage

Pasta bianca • White body
 UNI EN 14411 - ISO 13006 B III a - GL



Da rivestimento
 Wall tiles

Caratteristiche tecniche
 Technical features



MATERICO

Le Terre

Ceramiche che narrano la storia della materia

—
Ceramics that tell the story of matter


bianco

natural

sughero


salvia

9,5 mm
R10B



6x25_2 1/3"x10"
Matte

8,5 mm
R10B



10x10_4"x4"
Matte

bianco

26



Wall
BIANCO 10x10_4"x4" Matte
BIANCO DECORO 10x10_4"x4" Matte

Wall
NATURAL 6,5x25_2 1/3"x10" Matte



27

natural

salvia

Wall
SALVIA 6,5x25_2 1/4"x10" Matte



Wall
SUGHERO 10x10_4"x4" Matte
SUGHERO DECORO 10x10_4"x4" Matte

sughero

Le Terre

MATERICO

9,5 mm

R 10 B



6x25
2 1/4"x10"

Matte



decoro
6x25
2 1/4"x10"

Matte

BIANCO		260023	260027
NATURAL		260026	260030
SUGHERO		260025	260029
SALVIA		260024	260028
Price code		M105	M119

8,5 mm

R 10 B



10x10
4"x4"

Matte



decoro
10x10
4"x4"

Matte

BIANCO		260001	260005
NATURAL		260004	260008
SUGHERO		260003	260007
SALVIA		260002	260006
Price code		M101	M117



Jolly
1,2x20
1/2"x8"

Matte

BIANCO		260019
NATURAL		260022
SUGHERO		260021
SALVIA		260020
Price code		P018

da rivestimento
wall tiles

* L'area evidenziata indica la superficie smaltata
The colored area indicates the glazed surface

I rivestimenti hanno bordi naturali. Per ottenere un miglior risultato estetico si consigliano fughe di minimo 2 mm ed una compensazione tra i diversi elementi in fase di installazione, se necessario.

These tiles have natural edges. To obtain the best aesthetic result, we suggest joints of at least 2 mm and, if necessary, a compensation between the different elements during installation.

IMBALLI Packings

	PCS/BOX	MQ/BOX	KG/BOX	BOX/PAL	MQ/PAL	KG/PAL	PACKING	PACKING SIZE	TARE (KG)
9 mm 6 x 25	32	0,58	9,6	100	58	980	EPAL	80 x 120	22
6 x 25 DECORO	32	0,58	9,6	100	58	980	EPAL	80 x 120	22
10 x 10	50	0,5	7,23	120	60	887	EPAL	80 x 120	22
10 x 10 DECORO	50	0,5	7,23	120	60	887	EPAL	80 x 120	22
JOLLY 1,2 x 20	22	0,05	0,86	-	-	-	EPAL	80 x 120	22

UNI EN 14411 - ISO 13006 - G - Bla (E ≤ 0,5%) - UGL
ANSI A - 326.3: 2021
DCOF ≥ 0,42

V3 floor and wall
porcelain

Caratteristiche tecniche
Technical features



Certificazioni
Certifications



Pulizia e manutenzione
Cleaning maintenance



Condizioni generali di vendita
General sales conditions



Note generiche
General information

Legenda . Legend



da rivestimento
wall tiles



floor and wall
porcelain



Low



Moderate



High



Random

Range di stonalizzazione . Shade Spectrum

Le cromie, le strutture e le grafiche delle piastrelle riprodotte nelle immagini del catalogo potrebbero non corrispondere fedelmente al prodotto industriale.

The colours, structures, and patterns of the tiles illustrated in the catalogue might not correspond exactly to the actual product.

I pesi riportati in tabella sono indicativi in quanto possono subire leggere variazioni per motivi produttivi.

The weights stated in the chart are approximate as some changes may be necessary for production reasons.

Italcer S.p.A. SB si riserva di apportare, senza alcun preavviso, le modifiche che riterrà più opportune al fine di migliorare il prodotto.

Quanto riportato è da considerarsi indicativo e non esaustivo in riferimento ai colori e alle caratteristiche estetiche dei prodotti.

Italcer S.p.A. SB reserves the right to make any changes it deems fit in order to improve the product, without prior notice.

All images are provided for illustrative purposes only and other colours and aesthetic features are available.

Consulta il catalogo generale o il sito www.lafabbrica.it per vedere gli ultimi aggiornamenti.
Check out our general catalogue or our website at www.lafabbrica.it for our latest updates.



Catalogo generale
General catalogue



www.lafabbrica.it




ITALCER S.p.A. SB | P. IVA 00142060359

Amministrazione e Sede Legale
Accounting and Legal Head Office
Via Emilia Ovest 53/A - 42048 Rubiera (RE) - Italy
Tel. +39 0522 625111
Fax +39 0522 625160

Uffici Commerciali, Showroom
Sales Department, Showroom
Via Emilia Ponente 2070 - 48014 Castel Bolognese (RA) Italy
Tel. +39 0546 - 659911 - Fax +39 0546 - 656223
info@lafabbrica.it - www.lafabbrica.it



 **LA
FABBRICA
AVA**
EXTRAORDINARY TILES

ITAL  **CER**

DESIGN SURFACES